


# MY SUMMMER REVIEW

---




Name: \_\_\_\_\_

# Buckets of Letters


Directions: Write the alphabet letters  
in UPPERCASE letters.



Name: \_\_\_\_\_

# Surfing Numbers



Directions: Trace the numbers 1-20 in order.

1

2

3

4

5

6

7

8

9

10

11

12

13

14

15

16

17

18

19


20

Name: \_\_\_\_\_

# Buckets of Letters

Directions: Write the alphabet letters  
in LOWERCASE letters.




Name: \_\_\_\_\_

# Surfing Numbers


Directions: Write the numbers 1-20 in order.





Name: \_\_\_\_\_

# Middle Sound Mix Up

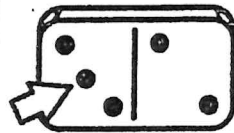
Directions: Color the missing vowel sound in each word. Write the missing letter to complete the word.



a	e
i	o



a	e
i	u




a	e
i	o


j m

m g

d t



a	e
i	u



a	e
i	o



a	e
i	u

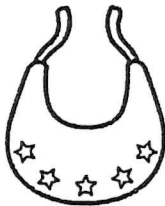
h n

l p

p a



a	e
i	o



a	e
i	u



a	e
i	o


w o

o o

m p



a	e
i	u



a	e
i	o

c t









r a



Name: \_\_\_\_\_

# Missing Numbers


Directions: Write the missing numbers for each set of buckets.




Name: \_\_\_\_\_

# What's That Sound?

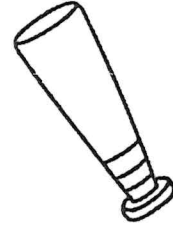
Directions: Write the missing ending sound on the line.



ma




cra



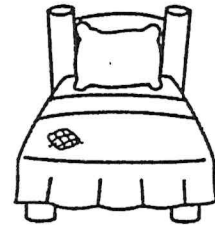
ba




sur



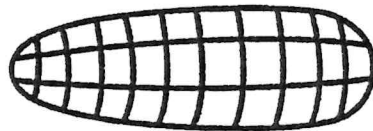
lo




be




an



cor



ra



mil



ca

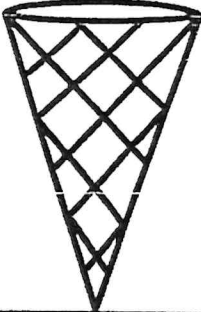

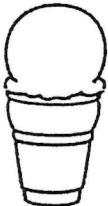
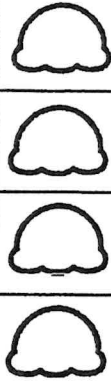
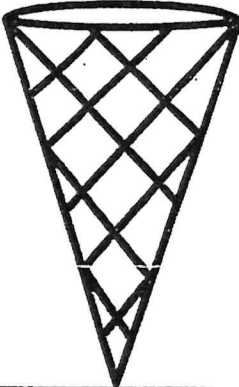
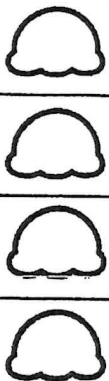

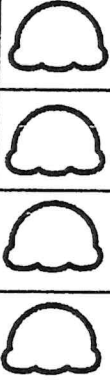

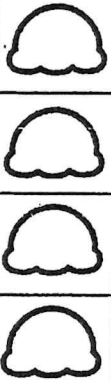

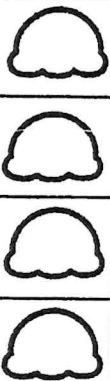

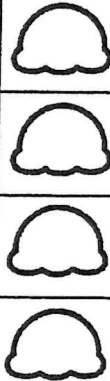

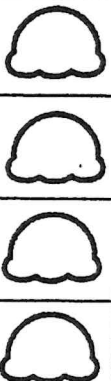
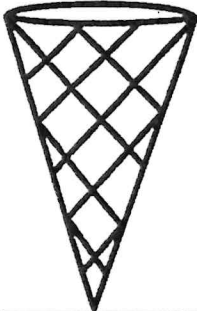
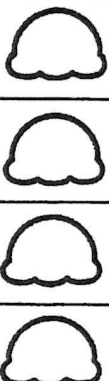




Name: \_\_\_\_\_

# What's the Scoop?

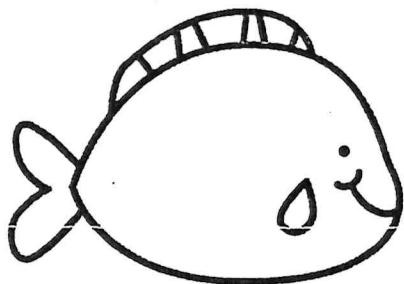
Directions: Color the ice cream scoops to match the height of the ice cream cone. Write the number on the line.

					
_____		_____		_____	
					
_____		_____		_____	
					
_____		_____		_____	


Name: \_\_\_\_\_

# Summer Sentences


Directions: Read the sentences. Color the picture to match the sentence. Pick one picture and write your own sentence on the line below.




The fish is wet.  
The fish can swim.




The ant is small.  
The ant is black.



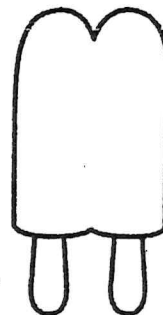
The sun is hot.  
The sun is yellow.




The wave is big.  
The wave is blue.



The crab can go fast.  
The crab is red.




The ice pop is cold.  
The ice pop is orange.



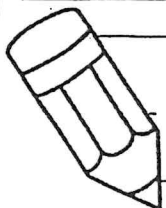
The frog can hop.  
The frog is green.



The bucket is full.  
The bucket is purple.



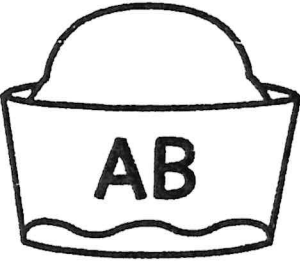









The castle is tall.  
The castle is brown.



Name: \_\_\_\_\_

# Create-a-Pattern


Directions: Color the ice cream cones to match the pattern on the cup. Pick a pattern for the last row. Write the pattern on the cup and color the cones to match.


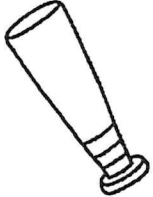

 <p>AB</p>	
 <p>ABB</p>	
 <p>ABC</p>	
 <p>AAB</p>	
	



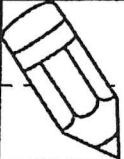
Name: \_\_\_\_\_


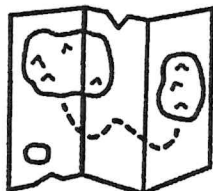
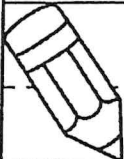
# Summer CVC

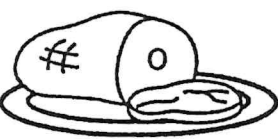

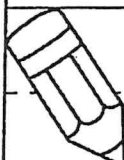
Directions: Read the word. Change the middle sound to make a new word to match the picture. Write the new word on the line.



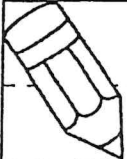


 bit	change to 	 _____ _____ _____
--	--	--

 hog	change to 	 _____ _____ _____
--	---	--

 mop	change to 	 _____ _____ _____
--	--	--

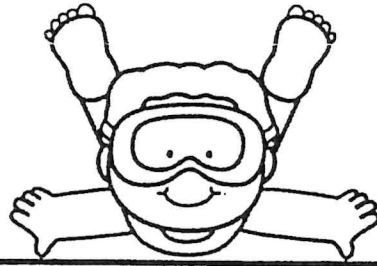
 ham	change to 	 _____ _____ _____
--	--	--

 bud	change to 	 _____ _____ _____
--	--	--

Name: \_\_\_\_\_

Directions: Cut out the fish on the right, to help solve the subtraction problems.

# Under Water Subtraction



$8 - 1 = \underline{\quad}$

$7 - 2 = \underline{\quad}$

$10 - 2 = \underline{\quad}$

$8 - 4 = \underline{\quad}$

$9 - 4 = \underline{\quad}$

$6 - 5 = \underline{\quad}$

$6 - 3 = \underline{\quad}$

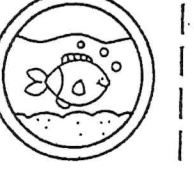
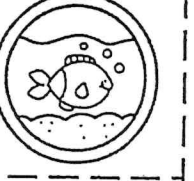
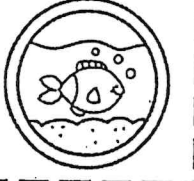



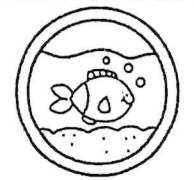
$5 - 2 = \underline{\quad}$

$5 - 3 = \underline{\quad}$

$4 - 4 = \underline{\quad}$

$7 - 1 = \underline{\quad}$

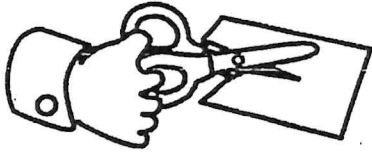
$10 - 3 = \underline{\quad}$




Name: \_\_\_\_\_

# CVC Scramble

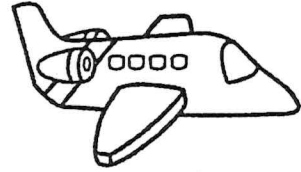
Directions: Unscramble the letters and write the word on the line.



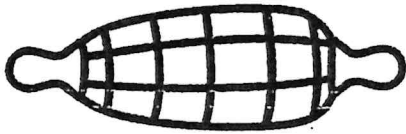
t c u



r g i



e j t



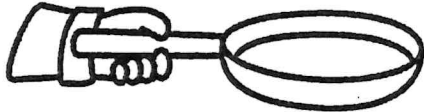
c b o




t o d



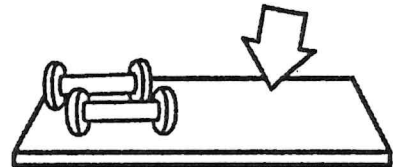
u s b



a n p



n m e




a t m



t i h




o p p



Name: \_\_\_\_\_

Directions: Cut out the pineapples on the right to help solve the addition problems.

# Sweet Summer Addition



$7 + 3 = \underline{\quad}$

$7 + 2 = \underline{\quad}$

$5 + 2 = \underline{\quad}$

$3 + 4 = \underline{\quad}$

$6 + 1 = \underline{\quad}$

$6 + 2 = \underline{\quad}$

$8 + 2 = \underline{\quad}$

$9 + 1 = \underline{\quad}$

$5 + 5 = \underline{\quad}$

$2 + 7 = \underline{\quad}$

$4 + 4 = \underline{\quad}$




$4 + 2 = \underline{\quad}$



Name: \_\_\_\_\_

# Beach S Blends

Directions: Color the blend that matches the picture. Use one word to write a sentence on the line below.



sm

st

sl

sl




st

sp

st

sl

sw



sl

sw

st

sw

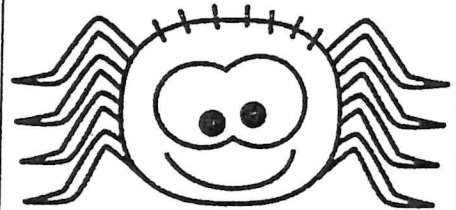
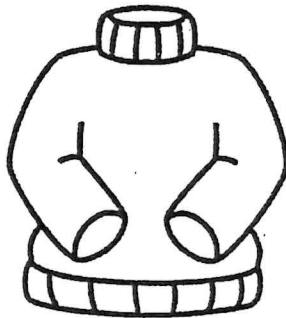

sp

sn

sc

sl

st



sm

sl

st

sm

sw

st

st

sc

sp















Name: \_\_\_\_\_

# Counting by 5s

Directions: Count by 5s and write the numbers in the water balloons. Color the balloons to make a pattern.




Name: \_\_\_\_\_

# Word Families

Directions: Color in the correct word family, then write it on the line below. Choose one word to write a sentence.



un	ug
ut	up



un	ug
ut	up



un	ug
ut	up

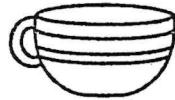
p

b

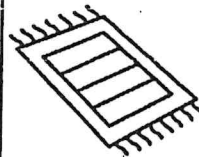
n



un	ug
ut	up



un	ug
ut	up



un	ug
ut	up

s

c

r



un	ug
ut	up



un	ug
ut	up




un	ug
ut	up

h

f


j



Name: \_\_\_\_\_

# Comparing Numbers

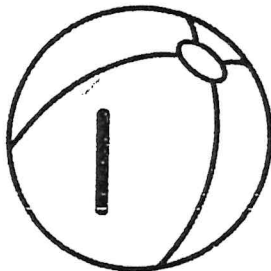
Directions: Look at the numbers on each whiteboard. Circle the  $<$ ,  $>$  or  $=$ .




$>$   
 $<$   
 $=$



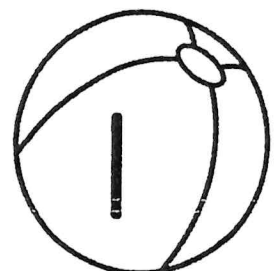
$>$   
 $<$   
 $=$




$>$   
 $<$   
 $=$




$>$   
 $<$   
 $=$



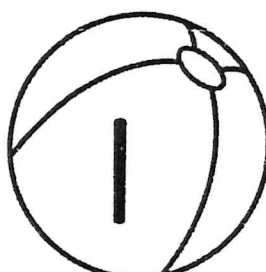
$>$   
 $<$   
 $=$



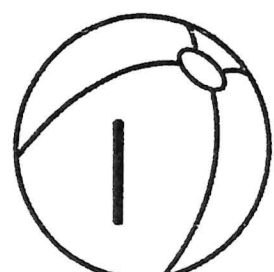
$>$   
 $<$   
 $=$



$>$   
 $<$   
 $=$



$>$   
 $<$   
 $=$



$>$   
 $<$   
 $=$



$>$   
 $<$   
 $=$






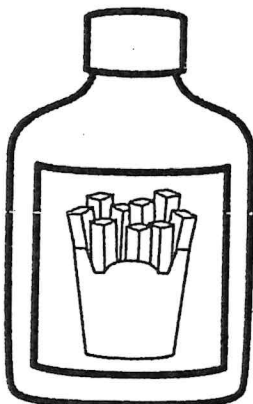
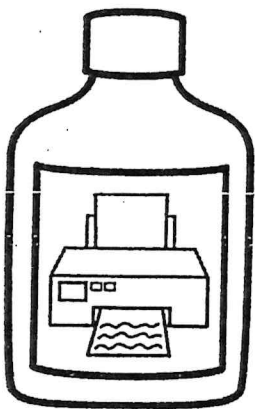

Name: \_\_\_\_\_

# R Blends



Directions: Use the color code to color the soap bottles.



orange	blue	red	brown	yellow	green	purple
br	cr	dr	fr	gr	pr	tr



Name: \_\_\_\_\_



# Count by 10s

Directions: In each set, write the missing numbers counting by 10s.  
Practice counting by 10s. Color a fish each time you count by 10s.

	20		40	
60				100








10		30		
			90	


Name: \_\_\_\_\_

# Sweet S Blends

Directions: Use the color code to color the watermelon.

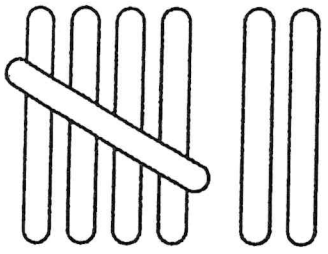

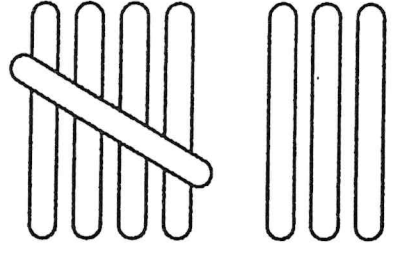





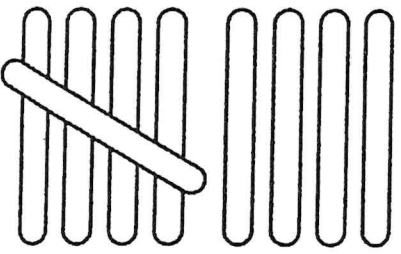

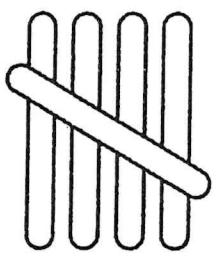





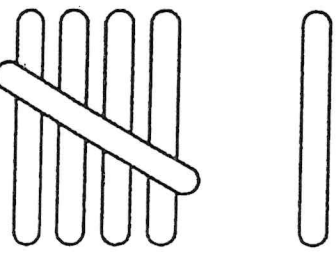

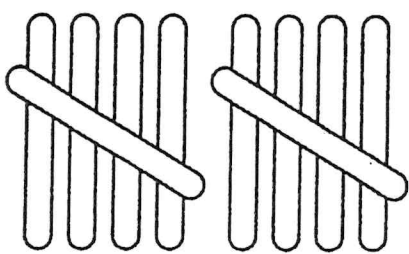

blue	yellow	purple	red	green	orange
sc	sm	sn	sp	st	sw



Name: \_\_\_\_\_

# Berry Good Tally

Directions: Count the tally marks. Write the number of tally marks in the strawberry.


Name: \_\_\_\_\_

# CVC or CVCe

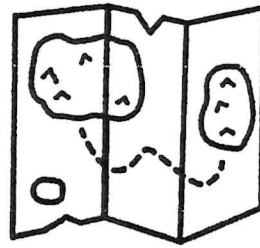
Directions: Circle the word that matches the picture. Color the picture.





fun fune




cak cake



map mape




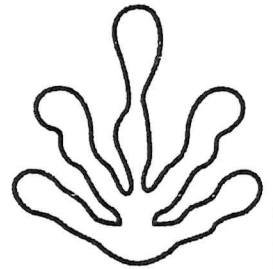
rob robe




wav wave



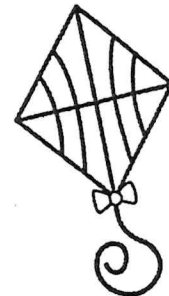
nap nape



hom home



cat cate




kit kite



hot hote



rid ride





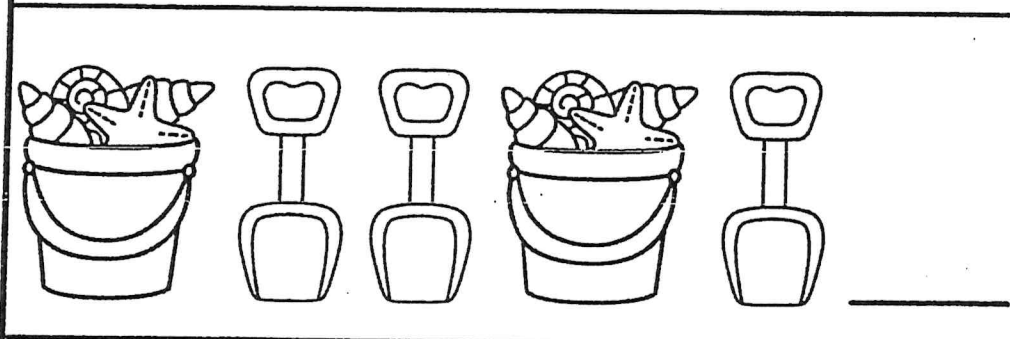
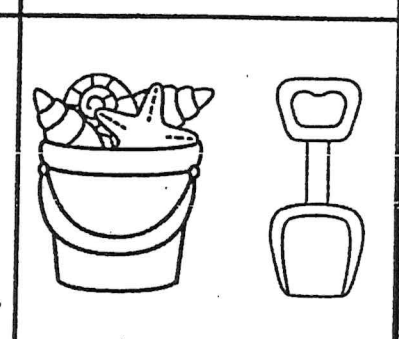






hog hoge



Name: \_\_\_\_\_


# Summer Patterns

Directions: Look at the pattern in each row. Color the picture that would come next in the pattern.

# SUMMER

## Writing Journal




name

---

---

---

Day




Handwriting practice lines consisting of solid top and bottom lines with a dashed middle line, repeated across the page.

Day



Handwriting practice lines consisting of solid top and bottom lines with a dashed middle line. There are four such sets of lines arranged vertically down the page.

Day



Handwriting practice lines consisting of solid top and bottom lines with a dashed middle line. There are four such sets of lines arranged vertically down the page.



# SUMMER READING LOG

Date	BOOK TITLE OR PASSAGE

# SUMMER READING LOG



Date	BOOK TITLE or Passage

# SUMMER READING LOG



Date	BOOK TITLE OR PASSAGE